

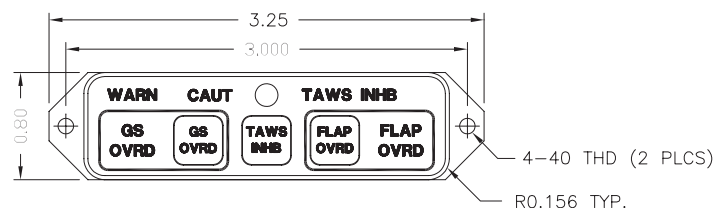
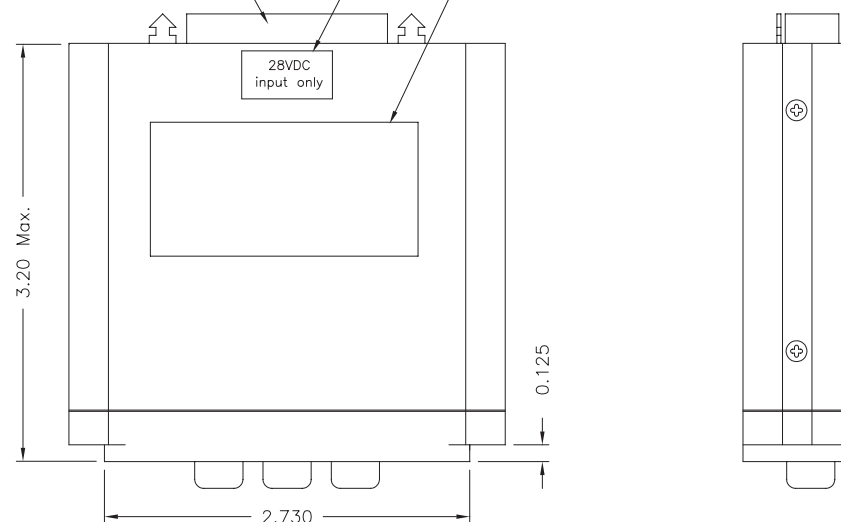
Revisions				
ECO	Rev.	Description	Date	Approved
	A	Initial release.	5/13/04	DT/JBR
4086	B	Add Note 4. 9015954 Nameplate was 9011974. Change title block.	8/6/04	BAW/BB
4289	C	Nameplate 9015551 was 9015954.	3/4/05	NHK/JBR

Logo and company name have been changed in title block only. No functional or technical changes have been made. Revision remains unchanged.

25 PIN MALE
D-SUB CONNECTOR

ANNUNCIATOR PRESS TO TEST INPUT	6
WARN ANNUNCIATE	11
CAUTION ANNUNCIATE	5
BRT/DIM ANNUNCIATOR POWER INPUT	7
TAWS INHIBIT ANNUNCIATE	10
GS OVRD ANNUNCIATE	14
FLAP OVRD ANNUNCIATE	15
+28VDC AIRCRAFT POWER	13
GS OVRD SELECT	20
TAWS INHIB SELECT	18
POWER GROUND	21
FLAP OVRD SELECT	19
PANEL LIGHTING BUS LOW	9
28V PANEL LIGHTING HI	8
INTERNAL DIMMING OUTPUT (NOTE 1)	12


25 Pin D-Sub Connector (See note 2 for Mating Connector)
Input Voltage Decal (7016942)
Nameplate (9015551)



NOTES:

- Jump the internal dimming output (PIN 12) to BRT/DIM input (PIN 7) to use internal dimming circuit, otherwise leave pin 12 open.
- Mating connector: POSITRONIC P/N RD25F10JVL0 (Mid-Continent P/N: 7014517)
- Design shall meet D0160D ENV. CAT. [A1F2]CAB[SU]XXXXXXZBABAT[BM][A3C3]XX
- Mod 1 indicates approval to TSO C151a, class A and B as part of an incomplete system.

Horizontal Mount

UNLESS OTHERWISE SPECIFIED, ALL DIMENSIONS ARE IN INCHES. TOLERANCE: FRACTIONAL= $\pm 1/64$.XX= ± 0.015 .XXX= ± 0.005 .XXXX= ± 0.002 ANGULAR= $\pm 0.5^\circ$ CONCENTRICITY: 0.005 TIR BREAK ALL SHARP EDGES THREADS PER MIL-S-7742	DRAWN: D. Tran 3/18/04	This document discloses proprietary information of Mid-Continent Instrument Co. It may be reproduced or disclosed only with written permission of Mid-Continent Instrument Co. and is not to be used in any way detrimental to the interests of Mid-Continent Instrument Co.	
	APPROVED: <i>GR</i> 5/13/04		
	SCALE: None	DO NOT SCALE THIS DRAWING	SHEET 1 of 1