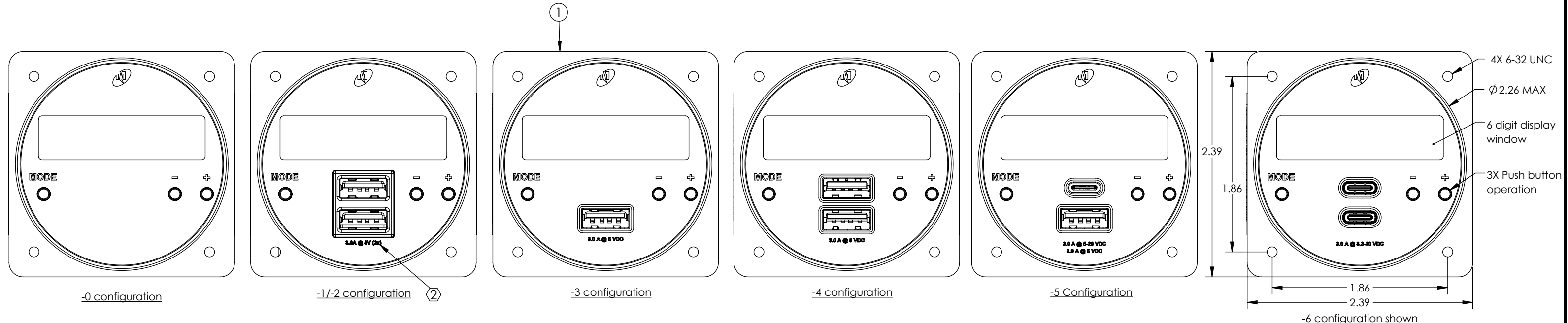



Configuration				
Dash #	Assembly	Nameplate	Power Input	Type
-0	9019581-0	9017231-0	10-32 VDC; 5 W	Type 2
-1	9018085	9018082	10-32 VDC; 29 W	Type 1
-2	9018085-1	9018082	10-32 VDC; 36 W	Type 1
-3	9019581-3	9017231-4	10-32 VDC; 21 W	Type 2
-4	9019581-4	9017231-4	10-32 VDC; 36 W	Type 2
-5	9019581-5	9017231-5	22-32 VDC; 84W	Type 2
-6	9019581-6	9017231-6	12-32 VDC; 107.5W	Type 2

Revision				
ECO	Rev.	Description	Date	Approved
		See obsolete drawing for revision history.		
7428	H	Changed location of Nameplate and Decal on Type 1 units. Added additional decal to Type 1.	12/20/21	MKN/Sch
7995	J	Consolidated -1 and -2 views, added -6 configuration.	11/05/25	JKY/SWM
8066	K	Corrected Type 2 mating kit from 8017287 to 9018178-1	04/09/26	JKY/DCS




Type 1	
-1/-2 Connector Pinout	
1	10-32 VDC Input
2	Ground
3	Lighting Bus
4	Flight Timer Enable

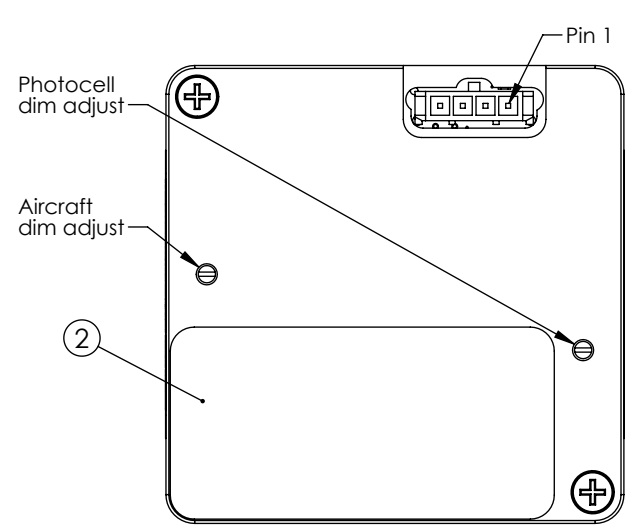
Type 2	
-0/-3/-4/-5/-6 Connector Pinout	
1	Ground
2	Power Input (VDC) - See config. Table
3	Flight Timer Enable
4	RTD Out
5	ALM Out
6	Temp SNR
7	Temp Power
8	Dimmer
9	RTD RTN



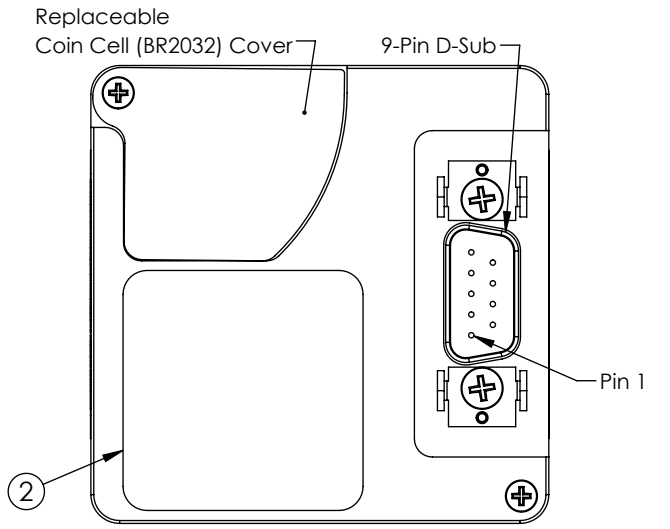
Type 1 configurations



Type 2 configurations

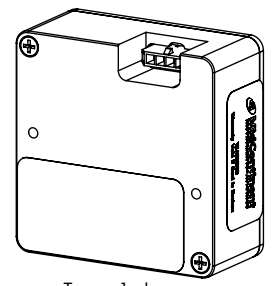


Type 1 configurations

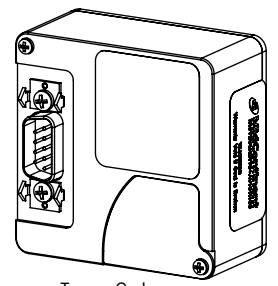


Type 2 configurations

Specifications	
Model Number	CH93
Input	See configuration table
Output	USB Type-A: 5.0 ±0.25 VDC; USB Type-C: Auto Adjustable 5, 9, 15, 20 VDC; -6: Auto Adjustable 5, 9, 15, 20, or 3.3-20 VDC; See install manual for Amps per USB Port
USB Ports	-0: N/A; -1/-2/-3/-4: USB Standard-A; -5: USB Standard-A & Standard-C; -6 USB Standard-C
Qualification	FAA TSO C71 RTCA DO-160G (See Installation Manual)
Compliance	Type A: USB Battery Charging BC 1.2; Type C: USB Power Delivery Spec 3.0
Lighting	Clock digits: white LED Logo (Type 1 only), Mode, +, -: backlit white LED Type 1: UTC, FLIGHT, TIMER: backlit white LED when active Type 2: OAT, VOLTS, UTC, FLIGHT, TIMER: backlit white LED when active
Case	Anodized Aluminum, Black
Weight	5.0 oz
Mating Connect Kit	Type 1: MCI P/N 9018178; Type 2: 9018178-1



Type 1 shown
Scale 1:2



Type 2 shown
Scale 1:2

Note:
1. Dimensions applicable to all configurations, except as noted.
2. For -1 "2.1A @ 5V (2x)", for -2 "3.0A @ 5V (2x)"

UNLESS OTHERWISE SPECIFIED, ALL DIMENSIONS ARE IN INCHES.
TOLERANCE:
.X= ±0.065
.XX= ±0.015
.XXX= ±0.005
.XXXX= ±0.002
ANGULAR= ±0.5°
WEIGHT N.T.E. +5%
BREAK ALL SHARP EDGES
THREADS PER MIL-S-7742

DRAWN:
JDS
3/13/2014
APPROVED:
TKV
7/1/2014

This document discloses proprietary information of Mid-Continent Instrument Co., Inc. It may be reproduced or disclosed only with written permission of Mid-Continent Instrument Co. and is not to be used in any way detrimental to the interests of Mid-Continent Instrument Co., Inc.



Item	Qty	Part Number	Description
1	1	See config.	Assy, Clock, Power Delivery
2	1	See config.	Nameplate, MD93
3	2	6018956	Decal, Warranty

TITLE:
Digital Clock/USB Charger, CH93
PART NUMBER:
6420093
SCALE: 1:1 DO NOT SCALE THIS DRAWING SHEET: 1 of 1